



**SEMI-PREPARED / TOTAL MOISTURE/ ROGA INDEX &
FREE SWELLING INDEX PROFICIENCY TESTING**

REPORT THIRTY-EIGHT

Revision: 01

Replacing: 00

Reason: Inclusion of FSI, Roga and Ash results

Final report

DATE ISSUED: 17 SEPTEMBER 2020

LABORATORY CODE:

SCHEME CO-ORDINATOR: K MUNSAMY

SIGNATURE

CHECKED BY : R BABOOLAL (SCHEME MANAGER)

THINKING QUALITY, QUALITY THINKING

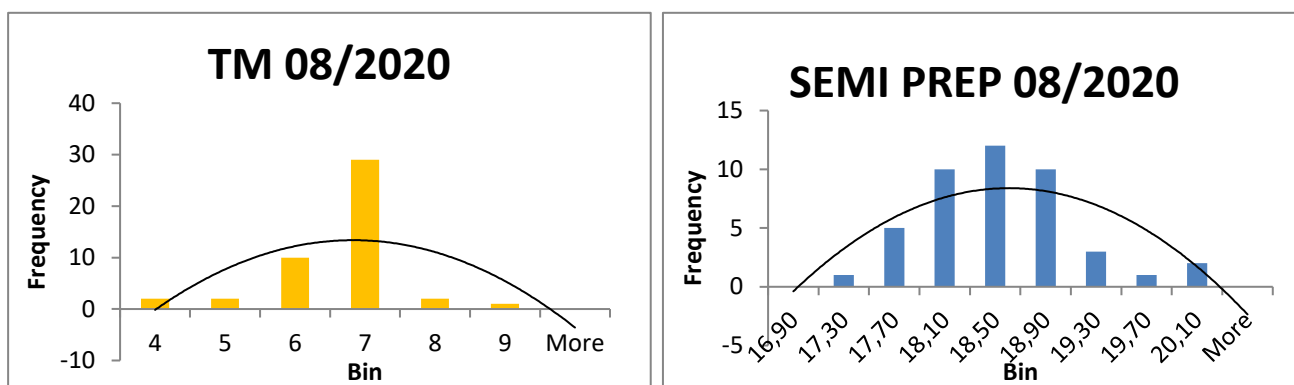
REGISTRATION NUMBER: 2006/149731/23 (RMB INDUSTRIAL STATIONERS cc t/a)

81 CERAMIC CURVE, ALTON, RICHARDS BAY 3900 | TEL: +27(0)35 751 2446 | CEL: +27(0)83 6500151 | FAX: 0862605793

E-MAIL: ravi@coalconcepts.co.za

EXECUTIVE SUMMARY

1. Fifty samples were sent to participants with 48 result submissions.
2. Due to insufficient data for Free Swelling Index and Roga Index statistical analysis could not be carried out.
3. Two outliers were detected using Grubbs estimate for total moisture. It is recommended, but not compulsory, that the lab investigates their results which are not within the reproducibility limits, which are indicated by *. Robust statistics were applied to calculate the robust standard deviation and robust average, the distribution of results did follow a Gaussian curve (below).
4. There were 2 outliers detected for sample preparation with Ash determination as the indicator. Robust statistics were applied to calculate the robust standard deviation and robust average, the distribution of results did follow a Gaussian curve (below)



5. The trending of z-scores over time is a good indication of the laboratory's performance.

TABLE OF CONTENTS

ITEM	PAGE NUMBER
Letter to participant	4
List of participants	5
Type of sample used	6
Preparation of sample	6
Total moisture results	7
Total moisture trend	8
Ash results	9
Ash trend	10
Roga Index, Free Swelling Index Results, Conclusion	11
Terms & Conditions	12

Dear Participant

RE: SEMI-PREPARED SAMPLE PROFICIENCY TESTING RESULTS FOR THE MONTH OF AUGUST 2020

Thank you for your participation in the Coal Concepts proficiency testing scheme.

Your laboratory code is **XXe**

All results are totally confidential. Any results in bold, italics and underlined are outliers. Where applicable, the most extreme outliers have been eliminated from calculation of averages using the Grubbs estimate for outliers. Please take note of the following:

1. Z-scores between -1 and +1 is deemed acceptable
2. Z-scores between -2 and -3 should serve as a warning that the analysis result could get worse
3. Z-scores between +2 and +3 should also serve as a warning that analysis results could get worse.
4. Z- scores lower than -3 and exceeding +3 should warrant an investigation
6. All calculations can be made available upon request

The Coal Concepts scheme adheres to the requirements of ISO/IEC 17043:2010 – Conformity assessment – General requirements for proficiency testing.

Please find results attached together with Z-score trends.

Best Regards

R Baboolal

LIST OF PARTICIPANTS IN ALPHABETICAL ORDER

Alfred H Knight
Bureau Veritas Inspectorate Laboratories Alton
Bureau Veritas Beira Laboratory
Bureau Veritas Inspectorate Laboratories Middelburg
Bureau Veritas Inspectorate Laboratories Tendele
Bureau Veritas Moatize Laboratory
Bureau Veritas TISA (Pretoria)
Bureau Veritas Nacala Laboratory
Cotecna South Africa Richards Bay
Cotecna South Africa Middelburg
Cotecna Phola
Eskom Holdings - Arnot Power Station
Eskom Holdings - Duvha Power Station
Eskom Holdings - Hendrina Power Station
Eskom Holdings - Grootvlei Power Station
Eskom Holdings - Kriel Power Station
Eskom Holdings - Lethabo Power Station
Eskom Holdings - Kendal Power Station
Eskom Holdings - Majuba Power Station
Eskom Holdings – Matla Power Station
Eskom Holdings – Tutuka Power Station
Exxaro Grootegeluk
Exxaro Matla
Eyethu Coal Wilge
GLI Turkey
G&W Base and Industrial Minerals
Kufeziwe Middelburg
Mitra SK - Richards Bay
Mpumamanzi
Noko Analytical Services
Ronewa Lab
SABS Richards Bay
SABS Secunda
SABS Newcastle
SABS Uitkomst
Sibonisiwe Middelburg
Siza Coal Services Kinross
Siza Coal Service Botswana
Siza Coal Services Middelburg
Siza Coal Services Mooiplaats
Siza Coal Services NBC
Siza Coal Services Umlalazi
Siza Coal Services Wes Coal
Siza Coal Services Wildfontein
Umzamo Analytical Services - Witbank
Umzamo Analytical Services - Overlooked
Vitrovian Analytical Services

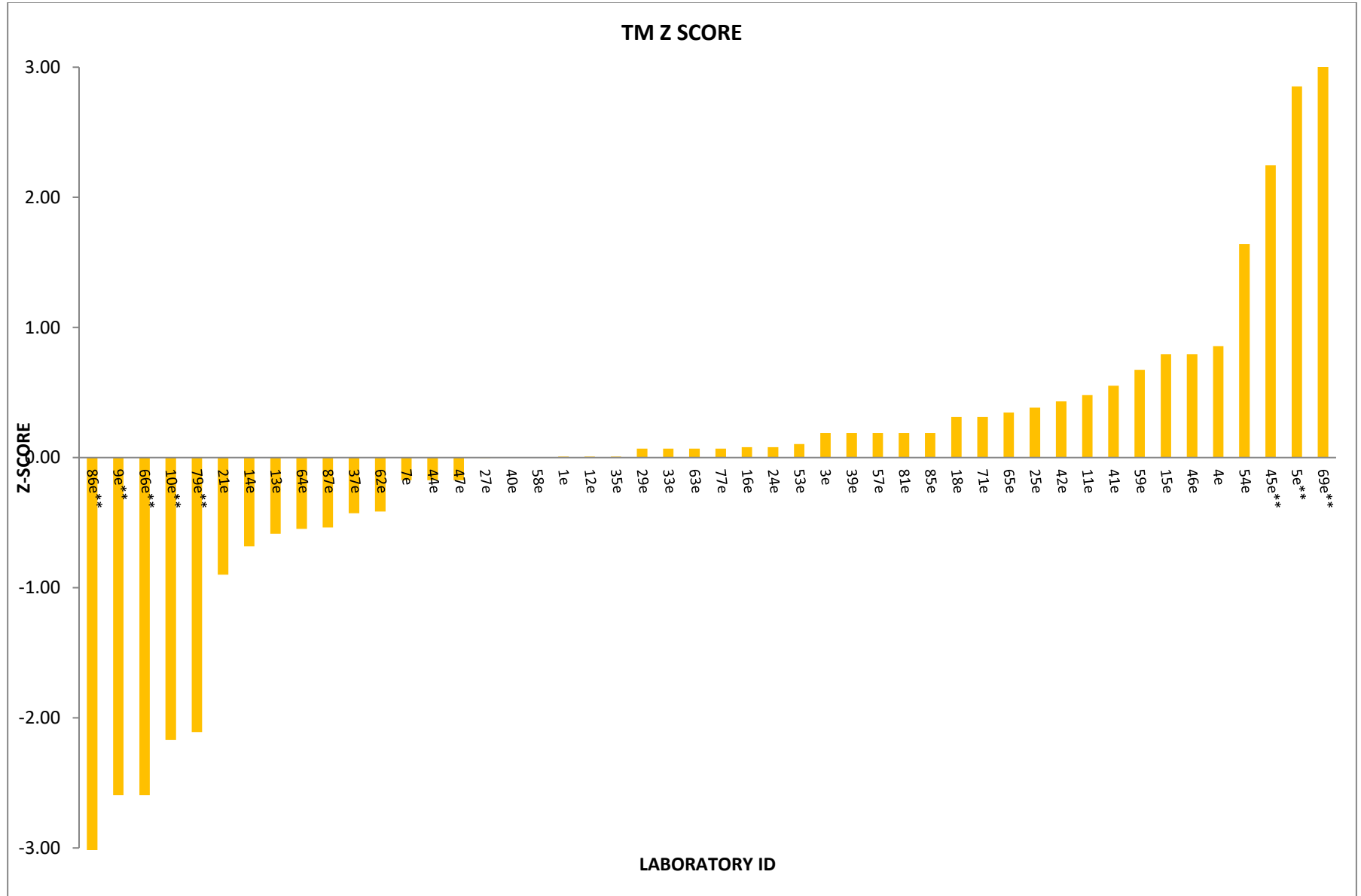
1. TYPE OF SAMPLE USED

The coal used in this proficiency testing round was bituminous coal from the Mpumalanga region.

2. PREPARATION OF SAMPLE

Approximately 180kg's of sample with an approximate topsize of 50mm was sourced. This was crushed to -4.75 mm using a jaw crusher. The 4.75mm screen was placed on a 600um screen and the -4.75 mm material screened in batches of about 5kgs. Coal passing through the 4.75mm screen but retained on the 600um screen was placed in a mixing drum. Once all the coal was screened and transferred to the mixing drum, it was mixed for approximately 4 hours. The material was then transferred to containers capable of holding about 2kg of coal sample. Sixty samples were obtained in this way.

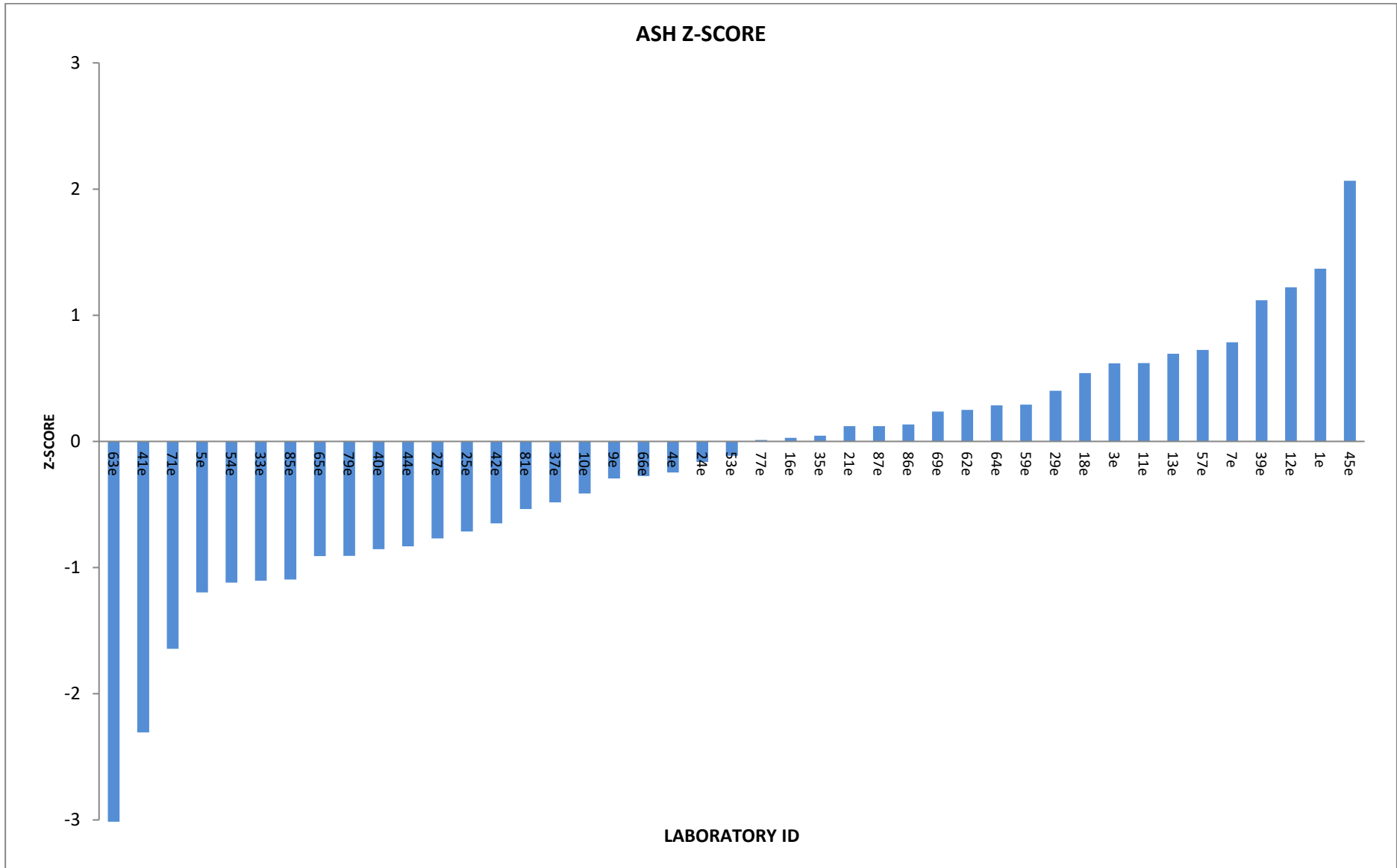
COAL CONCEPTS - PROFICIENCY TESTING - AUGUST 2020			
ANALYTICAL PARAMETER : TOTAL MOISTURE (%)			
	LAB ID	AS RECEIVED(%)	Z-SCORE (AR)
	1e	6,2	0,01
	3e	6,3	0,19
	4e	6,9	0,86
	5e**	8,5	2,85
	7e	6,0	-0,17
	9e**	4,0	-2,59
	10e**	4,4	-2,17
	11e	6,5	0,48
	12e	6,2	0,01
	13e	5,7	-0,58
	14e	5,6	-0,68
	15e	6,8	0,79
	16e	6,2	0,08
	18e	6,4	0,31
	21e	5,4	-0,90
	24e	6,2	0,08
	25e	6,5	0,38
	27e	6,1	0,00
	29e	6,2	0,07
	33e	6,2	0,07
	35e	6,2	0,01
	37e	5,8	-0,43
	39e	6,3	0,19
	40e	6,1	0,00
	41e	6,6	0,55
	42e	6,5	0,43
	44e	6,0	-0,17
	45e**	8,0	2,25
	46e	6,8	0,79
	47e	6,0	-0,17
	53e	6,2	0,10
	54e	7,5	1,64
	57e	6,3	0,19
	58e	6,1	0,00
	59e	6,7	0,67
	62e	5,8	-0,42
	63e	6,2	0,07
	64e	5,7	-0,55
	65e	6,4	0,35
	66e**	4,0	-2,59
	69e**	11,5	6,48
	71e	6,4	0,31
	77e	6,2	0,07
	79e**	4,4	-2,11
	81e	6,3	0,19
	85e	6,3	0,19
	86e**	2,1	-4,89
	87e	5,7	-0,54
Number of results	-	48	-
OUTLIERS	-	2	-
AVERAGE	-	6,1	-
STD DEVIATION	-	0,83	-
MEDIAN		6,2	
MAXIMUM		8,5	
MINIMUM		4,0	
RANGE		4,5	
ROBUST AVERAGE	-	6,1	-
ROBUST STD DEVIATION	-	0,82	-
UoM		0,15	
Upper reproducibility limit		7,6	
Lower reproducibility limit		4,6	



COAL CONCEPTS - PROFICIENCY TESTING - AUGUST 2020

ANALYTICAL PARAMETER : ISO ASH SEMI PREP PT (%)

LAB ID	MOISTURE IN ANALYSIS SAMPLE (%)	AIR DRY	DRY BASE	Z-SCORE (DRY BASE)	
1e	2,83	18,66	19,20	1,37	
3e	2,75	18,22	18,74	0,62	
4e	1,61	17,90	18,19	-0,25	
5e	1,70	17,30	17,60	-1,20	
7e	1,80	18,50	18,84	0,79	
9e	2,00	17,80	18,16	-0,29	
10e	2,15	17,70	18,09	-0,41	
11e	2,70	18,23	18,74	0,62	
12e	3,36	18,47	19,11	1,22	
13e	4,70	17,90	18,78	0,70	
14e	0,64	19,65	19,78	2,28	
16e	3,46	17,73	18,37	0,03	
18e	2,60	18,20	18,69	0,54	
21e	1,59	18,13	18,42	0,12	
24e	5,18	17,30	18,25	-0,16	
25e	1,79	17,58	17,90	-0,71	
27e	3,00	17,33	17,87	-0,77	
29e	2,25	18,18	18,60	0,40	
33e	2,70	17,18	17,66	-1,10	
35e	1,50	18,10	18,38	0,04	
37e	2,08	17,67	18,05	-0,48	
39e	1,30	18,80	19,05	1,12	
40e	1,20	17,60	17,81	-0,85	
41e	1,80	16,60	16,90	-2,31	
42e	1,90	17,60	17,94	-0,65	
44e	1,95	17,48	17,83	-0,83	
45e	2,19	19,21	19,64	2,07	
46e	2,80	21,10	21,71	5,37	
47e	1,82	19,65	20,01	2,66	
53e	2,99	17,73	18,28	-0,11	
54e	1,40	17,40	17,65	-1,12	
57e	1,60	18,50	18,80	0,72	
58e	2,00	20,20	20,61	3,62	
59e	3,40	17,90	18,53	0,29	
62e	1,10	18,30	18,50	0,25	
63e	2,60	12,50	12,83	-8,81	
64e	5,00	17,60	18,53	0,29	
65e	3,09	17,23	17,78	-0,91	
66e	2,01	17,81	18,18	-0,28	
69e	4,30	17,70	18,50	0,24	
71e	3,00	16,80	17,32	-1,64	
77e	3,40	17,73	18,35	0,0	
79e	2,70	17,30	17,78	-0,91	
81e	3,40	17,40	18,01	-0,54	
85e	2,45	17,23	17,66	-1,09	
86e	1,80	18,10	18,43	0,13	
87e	1,59	18,13	18,42	0,12	
NUMBER OF RESULTS	-	47	47	47	-
OUTLIERS	-	0	3	3	-
AVERAGE	-	2,45	17,90	18,35	-
STD DEVIATION	-	-	0,65	0,63	-
MEDIAN	-	-	17,77	18,36	-
ROBUST AVERAGE	-	-	17,89	18,34	-
ROBUST STD DEVIATION	-	-	0,68	0,64	-
UoM	-	-	0,13	0,12	-



COAL CONCEPTS - PROFICIENCY TESTING - AUGUST 2020			
ANALYTICAL PARAMETER : FREE SWELLING INDEX			
	LAB ID	FSI	Z-SCORE
	1e	0	-
	37e	0	-
	44e	0	-
Number of results	-	3	-
OUTLIERS	-	0	-

COAL CONCEPTS - PROFICIENCY TESTING - AUGUST 2020			
ANALYTICAL PARAMETER : ROGA INDEX			
	LAB ID	ROGA	Z-SCORE
	18e	0	-
Number of results	-	1	-
OUTLIERS	-	-	-

3. CONCLUSIONS

3.1 The total moisture z-score trend is positively biased. The results are acceptable with the mean, median and robust average being similar.

3.2 The ash z-score trend is even. The average, median and robust average was similar indicating any extreme results do not affect the centralised values. Two outliers were detected.

3.3 Homogeneity check :

SAMPLE NO.	TEST PORTION 1	TEST PORTION 2	sample av (Xt)	range (Wt)	range sqd
1	17,06	17,36	17,21	0,30	0,0900
2	17,13	17,31	17,22	0,18	0,0324
3	17,50	17,40	17,45	0,10	0,0100
4	17,29	17,06	17,18	0,23	0,0529
5	17,38	17,14	17,26	0,24	0,0576
6	17,64	17,14	17,39	0,50	0,2500
7	17,30	17,62	17,46	0,32	0,1024
8	17,24	17,25	17,25	0,01	0,0001
9	17,37	17,18	17,28	0,19	0,0361
10	17,37	17,28	17,33	0,09	0,0081
GENERAL AVERAGE			17,30		
STANDARD DEVIATION			0,101		
WITHIN SAMPLE STANDARD DEVIATION			0,179		
BETWEEN SAMPLE STANDARD DEVIATION			0,076		

The Total Moisture samples were confirmed to be sufficiently homogenous.

End of Report

COAL CONCEPTS: Terms and ConditionsReturn of results:

Laboratories participate in proficiency testing programs on the understanding that they will be sharing their results and information **anonymously** with other laboratories performing the same analysis. No return of results compromises the spirit of the programs, and reports will not be sent to laboratories unless they return results. Payment in full is required from all laboratories enrolling whether they return results or not.

Errors in Participant Proficiency Testing Results:

Proficiency testing reports should reflect the level of accuracy that a regular testing client would receive.

If a participant finds an error in their proficiency testing results, they may notify us in writing and change their submission **PRIOR** to the due date for return.

Changes after this time will not be accepted.

Coal Concepts' reports results *as submitted* by participants.

On occasion, it seems as though participants have mixed up the samples or not processed the samples according to the instructions. Coal Concepts cannot make assumptions of this nature and change results 'to suit'. We also cannot compromise the integrity of the programs by suggesting to some participants that they should review their results prior to the due date. (This is unfair to other participants) It is the responsibility of the participants to check all aspects of the program, including sample identification, preparation, testing instructions, calculations and reporting of the results prior to results submission.

If samples are not in good condition on arrival to the participant laboratory, Coal Concepts must be notified in writing IMMEDIATELY, as often samples can be replaced in good time. Claims about samples received in bad condition will not be accepted after the report has been issued.

Late Enrolments and Late Results:

Late enrolment requests cannot always be accommodated, as sample manufacture must be scheduled well in advance to the shipping date of the program to allow all necessary quality assurance activities to be carried out.

Shipping of PT materials and evaluating test results from PTPs out of cycle with the mainstream programs is considerably time consuming and therefore costly.

In order not to disadvantage participants able to comply with time frames, Coal Concepts may charge a late fee in the following circumstances:

Requests that Coal concepts staff enters results on behalf of participants

Requests to record results after the due date

Requests for PTP participation that is out of cycle with the scheduled dates

Shipping fees and Customs clearance:

Costs incurred for shipping samples and clearance of same through customs are the responsibility of the participating laboratory unless otherwise indicated

Non-payment of fees:

Coal Concepts retains the right to withhold reports and/or test materials and services when invoices are outstanding.

Confidentiality of results:

All data and information received by Coal Concepts from its clients are considered confidential unless the client has given express permission to pass on information.

Definitions:

The dictionary definitions of "collusion" and "falsification" are as follows.

· *Collusion*: A secret agreement or cooperation for a fraudulent or deceitful purpose.

· *Falsification*: Deliberately changing something to be false. In proficiency testing terms, collusion is comparing data (and perhaps changing data) to fit in with a believed "correct" result. This is contrary to the spirit of proficiency testing programs, which are issued with the intention of providing an objective comparison of a laboratory's performance with others. Coal Concepts tries to minimise the occurrence of collusion by being aware that laboratories should be objective when they report their results, and should therefore not know the intended results at the time they are reporting to us.

Answers are not provided to clients until results have been submitted.

To prevent collusion and falsification our advice to clients is:

DON'T confer with others about PT samples or results.

DO accept the fact that everyone makes errors.

DON'T average the results or opinions of every person in the laboratory before selecting the answer to be submitted. Instead, use one of the answers AS SUBMITTED to you and take advantage of the Coal Concepts internal QA services and submit all answers generated by the technicians.

DO have confidence in your own results.

Proficiency Testing (PT) is a compulsory part of laboratory accreditation, but it is also an important tool for giving you confidence in your results. "Enhancing" your PT results with assistance from another participant cannot increase confidence in your laboratory's performance.

Coal concepts' testing staff are not told what the expected results are, nor what we are expecting.

We subject ALL results to analysis, even if they are different.

The staff have the right to check that the results we enter on their behalf are correctly transcribed.

Clients are always welcome to contact Coal Concepts to seek advice or information about collusion or falsification of data.

Policy for Participant Appeal of PT Performance Assessment:

If participants disagree with their performance assessment in a proficiency report, they should inform Coal Concepts in writing.

The response will include Coal Concepts interpretation of the outcome of the reassessment and an explanation of that outcome. (For example, explanation of a calculation, or the rationale for the outcome of the evaluation.)

If a mistake has been made by Coal Concepts, it will be dealt with via Coal Concepts' non-conformance system.

Liability

In no event shall a party's liability to the other party for direct damages exceed an amount equal to the value of the amount for the PT Programme, under that specific month